



- Large and wide airflow
- High efficiency
- Low noise
- Large centre display
- Easy maintenance
- Inverter options
- Automatic filter cleaning options
- Easy-to-use remote controller



AWYZ14LB/18LB
With the world's first self-cleaning filter system



The unique design of the new Fujitsu ceiling wall unit allows it to be positioned unobtrusively in the angle between wall and ceiling. High-performance cooling and heating functions, combined with a large, wide airflow, make this unit a highly efficient and discreet option.



		Nocria Inverter Heat Pump - R410A		
	Indoor	AWYZ14LB	AWYZ18LB	
	Outdoor	AOYZ14LB	AOYZ18LB	
Up/Down Swing Flaps		✓	✓	
Auto Double Swing		✓	✓	
Auto Flaps		✓	✓	
Auto Air Flow Adjustment		✓	✓	
Auto Restart		✓	✓	
Sleep Timer		✓	✓	
Program Timer		✓	✓	
Auto-Changeover		✓	✓	
Nominal Capacity (kW)	Cooling	4.20 (0.90-5.30)	5.20 (0.90-5.90)	
	Heating	6.00 (0.90-9.10)	6.70 (0.90-9.70)	
Moisture Removal	l/h	2.10	2.80	
Dimensions (HxWxD) mm	Inner	250x890x298	250x890x298	
	Outer	578x790x300	578x790x300	
Net Weight (kg)	Inner	14	14	
	Outer	39	39	
Room Air Circulation (high) m ³ /h	Inner	850	850	
	Outer	1910	1910	
Power Supply	V-PH-Hz	230 / 1 / 50	230 / 1 / 50	
Power Supply To		Indoor	Indoor	
Running Current (A)	Cooling	4.50	6.90	
	Heating	5.90	7.20	
Starting Current	A	5.90	7.20	
Fuse Rating	A	10	10	
Power Consumption (kW)	Cooling	1.02 (0.09-1.75)	1.58 (0.09-2.00)	
	Heating	1.35 (0.09-2.95)	1.63 (0.09-3.20)	
Interconnecting Cable		3 + E	3 + E	
Remote Control Type		Wireless	Wireless	
Noise Levels (dB(A))	Indoor L/M/H	35 / 43 / 46	35 / 43 / 46	
	Outdoor	46	47	
Max Pipe Length	m	20	20	
Max Height Difference	m	15	15	
Refrigerant Charge	m	15	15	
Pipe Size (inches)	Gas	1/2 (12.70mm)	1/2 (12.70mm)	
	Liquid	1/4 (6.35mm)	1/4 (6.35mm)	
Operating Range (°C)	Cooling	-10 ~ 43	-10 ~ 43	
	Heating	-15 ~ 24	-15 ~ 24	
Refrigerant		R410A	R410A	

Cooling & Heating capacities are based on the following conditions:

Cooling: Indoor Temp.: 27°C DB/19°C WB, Outdoor Temp.: 35°C DB/24°C WB

Heating: Indoor Temp.: 20°C DB, Outdoor Temp.: 7°C DB

Note: Fuse ratings shown are only for information. Any fuses or MCB's installed on-site should be sized in accordance with I.E.E. regulations.

For full installation details please contact your local distributor

ceiling wall

	Inverter Heat Pump - R410A		Heat Pump - R410A	
	AWY24L	AWY30L	AWY24UB	AWY30UB
	AOY24L	AOY30L	AOY24UB	AOY30UB
	✓	✓	✓	✓
	✓	✓	✓	✓
	✓	✓	✓	✓
	✓	✓	✓	✓
	✓	✓	✓	✓
	✓	✓	✓	✓
	✓	✓	✓	✓
	✓	✓	✓	✓
	✓	✓	✓	✓
	6.80 (2.00-8.00)	8.00 (2.00-8.60)	6.80	7.90
	7.00 (2.00-9.00)	8.50 (2.00-10.00)	7.40	8.40
	3.00	3.60	2.50	3.00
	270x1150x285	270x1150x285	270x1150x285	270x1150x285
	900x900x350	900x900x350	650x830x320	900x900x350
	16	16	16	16
	70	70	59	74
	1050	1050	900	950
	3320	3320	3200	3320
	230 / 1 / 50	230 / 1 / 50	230 / 1 / 50	230 / 1 / 50
	Outdoor	Outdoor	Outdoor	Outdoor
	9.30	13.30	10.60	13.00
	8.50	12.30	10.50	13.00
	10	10	60	70
	25	25	30	30
	2.12	3.04	2.40	2.75
	1.94	2.81	2.40	2.75
	3 + E	3 + E	6 + E	6 + E
	Wireless	Wireless	Wireless	Wireless
	40 / 43 / 47	40 / 43 / 47	37 / 41 / 44	42 / 45 / 47
	53	53	53	54
	25	25	20	25
	15	15	8	15
	10	10	7.5	7.5
	5/8 (15.88mm)	5/8 (15.88mm)	5/8 (15.88mm)	5/8 (15.88mm)
	3/8 (9.52mm)	3/8 (9.52mm)	3/8 (9.52mm)	3/8 (9.52mm)
	0 ~ 43	0 ~ 43	0 ~ 43	0 ~ 43
	-10 ~ 21	-10 ~ 21	-6 ~ 24	-6 ~ 24
	R410A	R410A	R410A	R410A



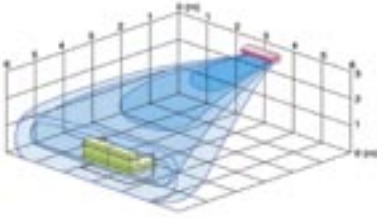
AWY24L/30L



AWY24UB/30UB



Horizontal cooling

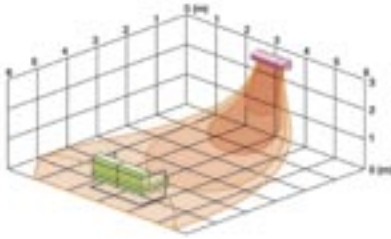


AWYZ14LB/18LB
With the world's first self-cleaning filter system



For AWYZ14LB/18LB

Floor level heating

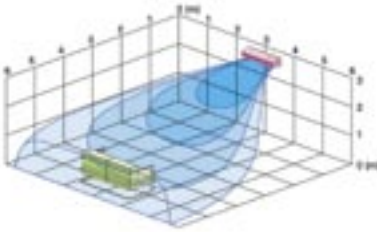


AWY24L/30L



For AWY24L/30L

Large, wide airflow



AWY24UB/30UB



For AWY24UB



For AWY30UB

Distributed by:



The company reserves the right to make any variation in specification to the equipment described or to withdraw or replace products without prior notification or public announcement. All descriptions, illustrations, drawings and specifications in this publication present only general particulars and shall not form any part of any contract. For full installation details please contact your local distributor.